
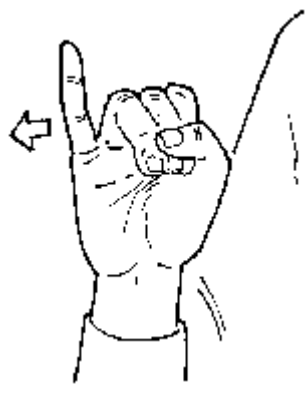


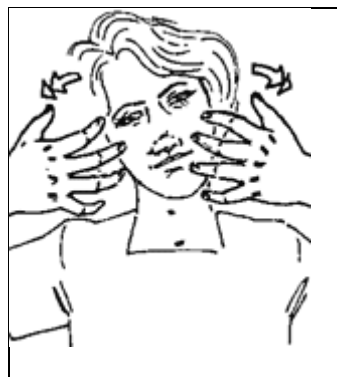


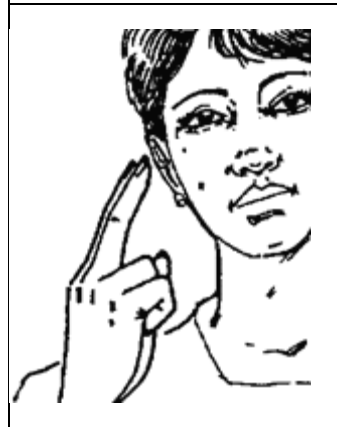







BASIC BSL SIGNS

	<p style="text-align: center;">ABLE, CAN, COULD, POSSIBLE</p> <p>Palm back 'C' hand moves forward/down from near the nose, as the index finger flexes. <i>VARIATIONS:</i> the finger may flex several times. The index finger may be straight instead of curved, and close onto thumb, opening and closing repeatedly (POSSIBLY). May start from the forehead (regional). Non manual-features often incorporate head-nod and lips pressed together</p>
	<p style="text-align: center;">AWFUL, BAD, SERIOUS, SEVERE, TERRIBLE</p> <p>The R. hand is closed, palm facing left, with the little finger extended and pointing up. <i>VARIATIONS:</i> both hands are also often used and there is usually a small movement, which can be forward, back, or in and out towards each other. The non-manual features involve appropriate negative expression.</p> <p><i>NOTES:</i> this handshape occurs in other BSL signs that have negative connotations, such as SWEAR, WORSE, FAIL, FIGHT, ILL, WEAK and others.</p>
	<p style="text-align: center;">BELONG TO, CHARACTER, CULTURE, YOURS</p> <p>The R. closed hand is brought down onto palm of L. hand, then moves forward/up in direction of person or object being referred to.</p> <p><i>NOTES:</i> in BSL, possession is indicated by a closed hand, which can be directional, towards the person/object indicated as in HERS, HIS, ITS and so on with eye-gaze in the same direction. Held palm back against the signer's chest, the meaning is MINE, MY, MY OWN, BELONGING TO ME. Plural can be indicated by the hand sweeping sideways in a small arc (YOUR, THEIR etc.)</p>
	<p style="text-align: center;">BREAK, COMFORTABLE, RELAX, REST</p> <p>Thumb tips of palm down hands move back to contact upper chest. The head may be tilted to one side. Sometimes signed with one hand only. <i>VARIATION:</i> fingers may be open and wiggling, also used to mean HOLIDAY, LEISURE, RELAXATION and similar meanings.</p>





BASIC BSL SIGNS

	<p>CAT</p> <p>Open hands move out slightly from sides of face as fingers flex, indicating a cat's whiskers. <i>VARIATIONS:</i> tips of 'O' hands make small movement outwards from the side of the mouth, or R. hand strokes downwards several times down back of L. closed hand, also meaning PET (regional).</p>
	<p>COMMUNICATE, COMMUNICATOR</p> <p>'C' hands move backwards and forwards alternately. Full 'C' hands are sometimes used, or palm up flat hands, also meaning COUNSEL, DEAL WITH, DISCUSS.</p>
	<p>COURSE</p> <p>Thumb edge of R. 'C' hand moves forward/right down left forearm held in front of body. <i>VARIATION:</i> the movement may be along the extended L. index finger. <i>NOTES:</i> this sign is used in the context of training/educational courses. 'C' is the only one handed letter in British fingerspelling, and is more easily adapted to form signs than letters using two hands, so is particularly productive in initialised signs like this one. Other examples using this handshape are CONTINUE, COMMUNICATE, CLASS, CONFIDENT.</p>
	<p>DEAF, DEAF PERSON</p> <p>Tips of the extended fingers of 'N' hand contact the ear. Non-manual features may involve puffed cheeks to show intensity, as in PROFOUNDLY DEAF, TOTALLY DEAF.</p> <p><i>NOTES:</i> This sign is used as a sign of identity as a Deaf person, rejecting terms such as "hearing impaired" used mostly by hearing professionals. Identity as a Deaf sign language user is more concerned with culture and attitude than degree of deafness. Earlier versions of this sign involved the hand moving from ear to mouth, indicating the old concept of "deaf and dumb" a term still sometimes used by hearing people, but not acceptable to most Deaf people</p>






BASIC BSL SIGNS

	<p>DIFFERENT, DIFFERENCE</p> <p>Extended index fingers start together, palm down, then twist to palm up as they move apart.</p>
	<p>DIFFICULT, HARD, PROBLEM</p> <p>The tip of R. thumb taps the centre of the L. palm twice.</p>
	<p>DOG</p> <p>Fingers of 'N' hands held in "begging" position with two small downward movements. <i>VARIATIONS:</i> sometimes signed with a flat hand tapping the side of the upper leg, or the back of a bent hand tapping underside of the chin twice (regional).</p>
	<p>EASY, NO PROBLEM, SIMPLE</p> <p>Tip of extended index finger prods into cheek twice. Non-manual features may involve puffed cheeks to show intensity, as in DEAD EASY, DODDLE. <i>VARIATION:</i> a single tap can be used, also meaning SOFT, GENTLE.</p>
	<p>EXAM, EXAMINATION, TEST</p> <p>Index finger edge of R. 'N' hand makes two small forward rubbing movements on palm of L. hand. <i>VARIATIONS:</i> Closed hands held facing one on top of the other at right angles, touching at the wrists, twist to reverse positions, or palm forward 'C' hands make short movement forward, then move down and repeat (regional).</p>

BASIC BSL SIGNS

	<p>FAR, DISTANT, LONG WAY</p> <p>Closed hand with thumb and index finger extended and pointing forward; hand makes small quick circular movements, followed by large forward arc with emphasis. Non-manual features may involve puffed cheeks to indicate MILES AWAY, LONG WAY OFF and so on.</p>
	<p>FINGERSPELL, SPELL</p> <p>Finger and thumb tips of bunched hands wiggle against each other as the hands move to the right. <i>NOTES:</i> this sign refers to the British two-handed fingerspelling system. The sign for one-hand fingerspelling (such as American, Irish, German etc.) involves all the fingers of a palm forward hand wiggling as the hand makes small movement to the right at shoulder level.</p>
	<p>FRIEND, FRIENDSHIP, MATE, PAL</p> <p>R. hand clasps L. with short shaking up and down movement. <i>VARIATION:</i> Closed hands with thumbs up tap together twice, or twist against each other (regional).</p>
	<p>GAME, PLAY, PLAY ABOUT</p> <p>Open hands brush up and down alternately against each other several times. <i>VARIATION:</i> can be palm up open hands making small vertical circular movements, or repeated fingerspelt initial 'G' (regional).</p>

BASIC BSL SIGNS

	<p>GOOD, GREAT, HELLO</p> <p>Closed hand with thumb extended and up, makes small firm forward movement. <i>NOTES:</i> this sign is also a common greeting sign in the Deaf community. <i>VARIATIONS:</i> open hand palm forward, pointing up, twists at the wrist, closing to thumb up palm left. Both hands can be used for extra emphasis. Non-manual features of raised eyebrows can change to question form as in ALL RIGHT? OK?</p>
	<p>HE, SHE, IT, YOU (HER)</p> <p>The extended index finger is pointed in the direction of the person or object referred to, with eye-gaze in the same direction. <i>NOTES:</i> Pointing is the basis for a number of BSL signs. These include pronouns, enabling a way of indicating people and objects without naming them, such as I, ME, HIM, HER, THAT, THIS, HERE and THERE. A sideways sweep indicates plural forms. Pointing is part of Deaf culture, and is not considered rude.</p>
	<p>HEARING, HEARING PERSON</p> <p>The tip of the extended index finger touches the ear, then moves round and contacts the chin. The contact with the chin may be repeated. Non-manual features may include rounded lips. <i>NOTES:</i> a version of this sign exists using the extended thumb, thought to have been originated by hearing people, and rarely used within the Deaf community.</p>
	<p>HELLO, HI</p> <p>Closed hand with thumb extended and up, makes small firm forward movement. <i>NOTES:</i> this sign is also a common greeting sign in the Deaf community. <i>VARIATIONS:</i> open hand palm forward, pointing up, twists at the wrist, closing to thumb up palm left. Both hands can be used for extra emphasis. Non-manual features of raised eyebrows can change to question form as in ALL RIGHT? OK?</p>
	<p>HOUSE, HOME</p> <p>Extended fingers of 'N' hands contact each other at an angle, then hands move down/apart in outline shape of a building. <i>VARIATION:</i> Flat hands may also be used.</p>





BASIC BSL SIGNS

 A line drawing of a person's torso and right arm. The right hand is raised, with the index finger extended and touching the front of the chest. The rest of the hand is curled.	<p>I, ME</p> <p>Tip of extended index finger contacts the front of the chest. See also HE, SHE, IT, YOU</p>
 A line drawing of a person's head and shoulders. Both hands are held in front of the chest with palms facing up. The right hand is moving across the palm of the left hand.	<p>LANGUAGE</p> <p>Both hands held with palms facing up; R. hand moves to the right across palm of L. flat hand. <i>VARIATION:</i> Sometimes signed with palm forward 'L' hands (index and thumb extended from closed hand) moving apart.</p>
 A line drawing of a person's head and shoulders. The right hand is near the chin, with the index finger bent and the thumb extended, making small side-to-side shaking movements.	<p>LAUGH, LAUGHTER, FUN, FUNNY</p> <p>Bent index finger and thumb make small side-to-side shaking movements near the chin. <i>VARIATION:</i> sometimes two hands are used with one below the other in small alternate movements. Appropriate non-manual features should be used.</p>
 A line drawing of a person's head and shoulders. The right hand is tapping the left elbow twice. The left hand is resting on the right arm.	<p>LAZY, IDLE</p> <p>The R. hand taps the left elbow twice. <i>VARIATION:</i> closed hands with middle fingers extended and pointing up, make two small downward movements, as the tip of the tongue protrudes between the teeth.</p>


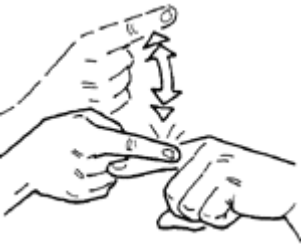



BASIC BSL SIGNS

	<p>LEARN, STUDY, TAKE IN</p> <p>Hand moves back to head as fingers close onto thumb in gathering movement. May be repeated. VARIATIONS: palm down flat hands side by side; index finger edge of R.hand rubs forward twice along L., or bunched hands touching at the tips; hands make two short movements forward/down. These two versions also mean TRAIN, PRACTICE.</p>
	<p>LIPREAD, LIPSPEAK, ORAL</p> <p>The extended fingers of a 'V' hand are slightly bent, as the hand moves in small circles near the mouth. NOTES: used in referring to "oral" education which promotes speech and lipreading to the exclusion of sign language. Sometimes signed with exaggerated lip-movements, especially when referring to lipreading with difficulty. LIPSPEAKING is a recognised profession that involves mouthing unvoiced spoken language, preferred by hard of hearing and deafened people who lipread.</p>
	<p>LUCK, LUCKILY, GOOD LUCK</p> <p>Closed hand with thumb and index finger extended; tip of thumb brushes tip of nose as hand twists sharply forward to palm down. One of several variations. NOTES: this handshape represents the letter 'L' in a number of one-handed fingerspelling alphabets, and crops up from time to time in BSL signs such as LIVERPOOL, LESBIAN and one version of LANGUAGE.</p>
	<p>LUCKY, GOOD LUCK</p> <p>Open hand near the side of the chin makes small shaking movements, twisting at the wrist. Both hands can be used. This is a regional sign. NOTES: if signed with non-manual features of the tip of the tongue protruding between the teeth, the meaning becomes CARELESS.</p>



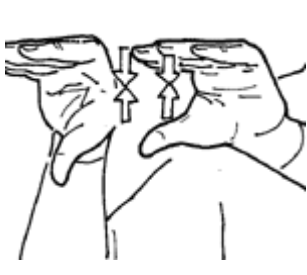


BASIC BSL SIGNS

	<p>NAME, TO BE CALLED</p> <p>Tips of extended fingers of 'N' hand contact side of forehead, then the hand moves and twists forward/down. <i>VARIATION:</i> Closed hands with index and middle fingers extended and open are held with palms facing each other, then move apart slightly as the fingers flex. This version also means CALLED, TITLE, TOPIC. <i>NOTES:</i> It is common in Deaf culture to give people "name signs" based on some feature or characteristic.</p>
	<p>PLAY</p> <p>Palm up open hands move simultaneously upwards/apart in small vertical circles, or brush palm to palm up and down against each other. Also means GAME.</p>
	<p>PLEASE, IF YOU PLEASE</p> <p>Fingertips of flat hand contact the chin, then hand moves forward/down as fingers close onto the palm. Can be made without the final closing movement, also meaning THANKS, THANK YOU.</p>
	<p>PRACTICE, TRAIN</p> <p>Palm down flat hands are held side by side and the R. hand makes two small forward movements against the side of the L. hand, or hands make small rubbing movements against each other. See also LEARN.</p>





BASIC BSL SIGNS

	<p>PRIVATE, IN CONFIDENCE</p> <p>The index finger edge of R. flat hand, palm facing left, taps the mouth/chin twice. With the lips forming the "sh" shape, also means SECRET. <i>VARIATION:</i> can also be signed with both flat hands, one in front of the other in front of the mouth, making small alternate side-to-side movements.</p>
	<p>QUICK, QUICKLY, STRAIGHT AWAY, EARLY</p> <p>The extended R. index finger bounces sharply up off extended L. index finger. Can be repeated, quickly, as in FAST, HURRY UP. The eyebrows may be raised.</p>
	<p>SAME, LIKE, ALSO, TOO</p> <p>Extended index fingers pointing forward, tap together twice. Can be signed with a single contact only. <i>VARIATION:</i> can be signed with palm down flat hands held side by side; hands make short movement apart in small arc. This version also means EQUAL, FAIR.</p>
	<p>SCHOOL</p> <p>Palm forward 'N' hand makes quick side-to-side movement as hand moves downwards. Both hands can be used. <i>VARIATIONS:</i> can be signed with palm back flat hand making short side to side movements in front of mouth, or the index edge of R. flat hand, palm down, taps twice against left upper chest (regional).</p>
	<p>SIGN, SIGN LANGUAGE</p> <p>Palm facing open hands make alternate smooth forward circles. <i>VARIATIONS:</i> can be signed with the hands making small circular rubbing movements against each other, or hands held apart and twisting sharply back and forth from the wrists, or other changes in context. May be followed by the sign LANGUAGE. <i>NOTES:</i> respect for and use of sign language is an important part of acceptance by the Deaf community.</p>

BASIC BSL SIGNS

	<p>SLOW, SLOWLY, LONG TIME</p> <p>Fingers of R. flat hand move slowly up the left forearm. <i>VARIATION:</i> can be signed using the R. extended index finger moving up the left forearm. Can also be signed with palm down open hand waving downwards twice, meaning SLOWLY, SLOW DOWN.</p>
	<p>START, BEGIN, COMMENCE</p> <p>The R. hand is closed with thumb up, and moves sharply down behind palm back L. flat hand. <i>VARIATION:</i> open hands held with palms facing down, snap shut as they twist sharply to palms forward.</p>
	<p>STOP, END, FINISH</p> <p>Fingers of palm forward bent hands close onto thumbs. Both hands may be used. <i>VARIATION:</i> palm forward flat hand is held up. There are a number of variations for END, FINISH.</p>
	<p>TELEVISION, TELLY, TV</p> <p>Fingerspell 'TV', or make outline square shape in the air with extended index fingers, also meaning MONITOR, SCREEN and similar items.</p>
	<p>THANKS, THANK YOU</p> <p>The fingertips of a flat hand touch the mouth, then the hand swings forward/down. Both hands can be used, moving forward/down and apart, also meaning APPRECIATE, GRATEFUL.</p>

BASIC BSL SIGNS

	<p>TOMORROW, NEXT DAY</p> <p>Tip of extended index finger contacts the side of the chin, then swings forward/down, to finish palm up. If the middle finger is also extended, the meaning is IN TWO DAYS.</p>
	<p>WELL, FINE, FIT, HEALTH, HEALTHY</p> <p>Tips of bent hands contact chest, then hands move forward and close with thumbs up. With raised eyebrows is a commonly used greeting sign meaning HOW ARE YOU? ARE YOU WELL?</p>
	<p>WHAT? WHAT FOR?</p> <p>The index finger is extended and held palm facing forward at shoulder height, shaking in short quick side-to-side movements. Appropriate non-manual features for question form are used.</p>
	<p>WORK, JOB</p> <p>The edge of R. flat hand chops down twice onto the index edge of L. flat hand, at right angles. <i>NOTES:</i> a small sawing action gives a region sign for WOOD. If the R. hand swivels over and down the back of the L. hand, as the cheeks are puffed, the meaning is BUSY, HARD WORK.</p>

BASIC BSL SIGNS



YESTERDAY, DAY BEFORE

Closed hand with index finger extended is held palm back at the side of the cheek, and drops back/down onto the shoulder, or moves to point backwards over the shoulder. If the middle finger is also extended, the meaning is TWO DAYS AGO.